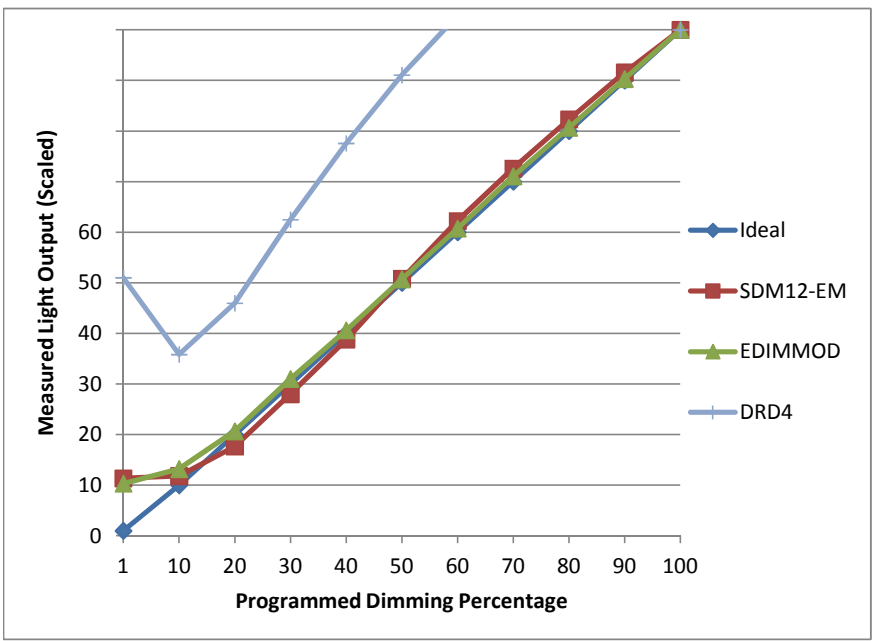


**Manufacturer** WAC Lighting  
**Model** WL-LED100  
**Description** Step and Wall Light  
**Driver** Integral  
**Nominal Power (W)** 4.2  
**Dimming Control** Forward- and Reverse-Phase  
**Product Range** WL-LED100, WL-LED200  
**Test Date** 3/13/2013

Dimmer Tested Against:	SDM12-EM	EDIMMOD	DRD4
Pass/Fail	Pass	Pass	Fail
Best-Fit Power Profile:			Standard
Minimum ON	1	5	
Maximum ON	85	82	
Adjust	75	100	
Light Output Range (vs. non-dimmed)			
Maximum (Perceived)	96.0%	95.5%	100.0%
Minimum (Perceived)	10.9%	9.9%	51.0%
Minimum (Measured)	1.2%	1.0%	26.0%

Dimmer Equivalent Power (W) 15 15

Linearity Curves (Best-fit Power Profile Applied):



**Observations:**

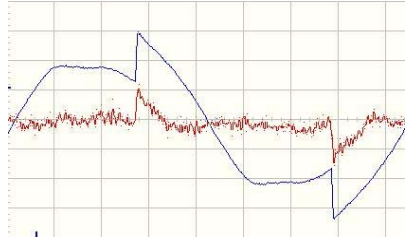
Won't turn off with RFLC. Brightens beyond 100% when dimming 80-90% and brightens from 2 to 1%.

**Forward-phase**

100% Dim Level Waveform Capture

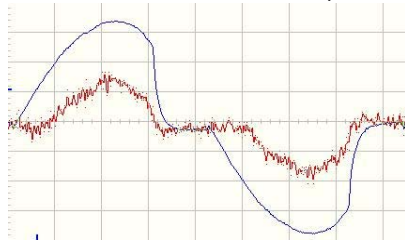


50% Dim Level Waveform Capture



**Reverse-phase**

100% Dim Level Waveform Capture



50% Dim Level Waveform Capture

